AXELENT

Est 1990

Protège-colonne réglable

Protecteur de colonne unique en son genre, fabriqué à partir d'un polyéthylène basse densité très flexible et résistant. Fourni en quatre sections avec des traverses en plastique qui peuvent être coupées pour s'adapter au site, avec des tailles de 200 mm à 700 mm. Le protecteur de colonne est facile à assembler et ne nécessite aucune fixation au sol. Des vis en acier inoxydable sont fournies en standard.

Modèles

ARTICLES / DESCRIPTION	
	AG-CPU700 RAL 1003

Produits associés

X-PROTECT

Poteaux antichocs

Utilisez nos poteaux X-Protect pour protéger les entrées de porte, les angles à nu et les machines. De plus, les couleurs noires et jaunes des poteaux attirent l'attention du conducteur du chariot...

8 articles

PROTECTION DE PILIER

X-Protect Protection de pilier

Pour protéger les piliers de votre installation contre les chocs et les préserver des dommages. De conception unique, la protection est pourvue de cavités spécialement formées pour efficacement dis...

1 articles

Impact Protection

X-Protect is Safe

- Our impact protection products undergo rigorous testing at our state-of-the-art testing facility.
- With decades of experience in industrial safety, we've designed our impact protection to perform effectively in real-world conditions.
- We know safety and can guide you to the best solutions tailored to your specific needs.



X-Protect is Modular

- Quickly modify barrier specifications with minimal waste.
- Perform easy and cost-effective repairs at a component level.
- Quickly build strong integrated installations with few parts.

X-Protect is Sustainable

- Simple end of life dis-assembly, even after an accident.
- Single material components that are easy to recycle.
- Repairable by design, damaged or worn components are easily replaced extending the barrier's life.

Technical Information

X-Protect components

These are the building blocks of our modular Impact Protection range.

BARRIERS & RAILS

Hand Rails

Width x Height:
68 × 72 mm | 2 11/16" × 2 27/32"
Length:
270 - 1770 mm | 10 5/8" - 69 11/16"

Impact Barriers

Width x Height:
116 × 220 mm | 4 9/16" x 8 21/32"
Length:
270 - 2770 mm | 10 5/8" - 109 1/16"

POSTS & BOLLARDS

Height:
350 - 1160 mm
13 13/16" – 45 11/16"
Width:
200 mm
7 7/8" in

Component Colours

RAL 1018

RAL 9011

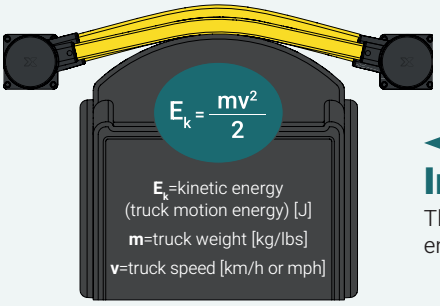

Impact testing

This is how we calculate the energy from a vehicle impact.

Loaded weight
3600 kg / 7930 lbs

Speed	Load
6 km/h | 3.7 mph	5020 J
8 km/h | 5 mph	8880 J
12 km/h | 7.5 mph	19960 J

Loaded weight
2700 kg / 5940 lbs

Speed	Load
6 km/h | 3.7 mph	3770 J
8 km/h | 5 mph	6660 J
12 km/h | 7.5 mph	14970 J

Loaded weight
2100 kg / 4620 lbs

Speed	Load
6 km/h | 3.7 mph	2930 J
8 km/h | 5 mph	5180 J
12 km/h | 7.5 mph	11670 J

Operating temperature



-10°C → 40°C

Assembly

SCAN THE CODE TO DOWNLOAD OUR ASSEMBLY MANUALS

X-Protect Standard Configurations

+ the highest impact energy (J) they are capable of withstanding*



1 5250 J

2 4500 J

3 6200 J

4 7700 J



5 7000 J

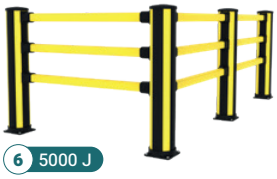

6 5000 J

7 6700 J

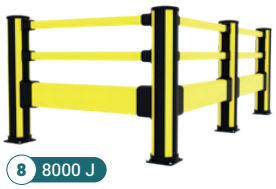

8 8000 J



9 8300 J

10 0 J

11 1800 J

12 3000 J

The Floor Barrier can be used in combination with configurations: **3, 6, 8 & 9**

1. Bollards
2. Impact
3. Impact High
4. Double Impact Low
5. Double Impact High
6. Pedestrian
7. Pedestrian + Impact
8. Pedestrian + Impact High
9. Pedestrian +Double Impact
10. Pedestrian Gate
11. Column Guard
12. Floor Barrier

* The highest force depends on the C-C. More information is available upon request.